

*Copy*

# 2019

## CITY OF LAMBERTVILLE #1

(Fire District name and number)

# Fire District Budget

CITYOF LAMBERTVILLE FIREDEPARTMENT.COM

(Fire District Web Address)

**Department Of**



**Community  
Affairs**

Division of Local Government Services

**2019 FIRE DISTRICT BUDGET**

**Certification Section**

2019

**CITY OF LAMBERTVILLE #1**  
(Fire District Name and Number)

**FIRE DISTRICT BUDGET**

**FISCAL YEAR: January 1, 2019 to December 31, 2019**

**For Division Use Only**

**CERTIFICATION OF APPROVED BUDGET**

*It is hereby certified that the approved Budget made a part hereof complies with the requirements of law and the rules and regulations of the Local Finance Board, and approval is given pursuant to N.J.S.A. 40A:5A-11.*

*State of New Jersey  
Department of Community Affairs  
Director of the Division of Local Government Services*

By: \_\_\_\_\_ Date: \_\_\_\_\_

**CERTIFICATION OF ADOPTED BUDGET**

*It is hereby certified that the adopted Budget made a part hereof has been compared with the approved Budget previously certified by the Division, and any amendments made thereto. This adopted Budget is certified with respect to such amendments and comparisons only.*

*State of New Jersey  
Department of Community Affairs  
Director of the Division of Local Government Services*

By: \_\_\_\_\_ Date: \_\_\_\_\_

# 2019 PREPARER'S CERTIFICATION

## CITY OF LAMBERTVILLE #1

(Fire District Name and Number)

## FIRE DISTRICT BUDGET

**FISCAL YEAR: January 1, 2019 to December 31, 2019**

It is hereby certified that the Fire District Budget, including the annual budget and all schedules attached thereto, represents the Board of Commissioners' resolve with respect to statute in that: all estimates of revenues, including the amount to be raised by taxation to support the district budget, are reasonable, accurate and correctly stated; all items of appropriation are properly set forth; and in itemization, form and content, the budget will permit the exercise of the comptroller function within the Fire District.

It is further certified that all proposed budgeted amounts and totals are correct. Also, I hereby provide reasonable assurance that all assertions contained herein are accurate and all required schedules are completed and attached.

Preparer's Signature:			
Name:	Joseph J. Marcucci Jr		
Title:	PUBLIC ACCOUNTANT		
Address:	2277 HIGHWAY #33 SUITE #408 HAMILTON, NJ 08690		
Phone Number:	609-807-2200	Fax Number:	609-981-7373
E-mail address:	MARCUCCIJR@HOTMAIL.COM		

# 2019 PREPARER'S CERTIFICATION OTHER ASSETS


## CITY OF LAMBERTVILLE #1 (Fire District Name and Number)

### FIRE DISTRICT BUDGET

**FISCAL YEAR: January 1, 2019 to December 31, 2019**

It is hereby certified that operating appropriations, as reported in this annual budget on Page F-3, for the acquisition of Other Assets not included as Capital Outlays are Non-Bondable Assets. The Board of Commissioners has determined that the aforementioned Other Asset appropriation(s) do not meet the criteria for bonding pursuant to the Local Bond Law (N.J.S.A. 40A: 2-1 et. seq.) and more specifically, as it pertains to the expected useful life of the asset, pursuant to N.J.S.A. 40A:2-21.

It is further certified that the Other Asset appropriation(s) as reported herein have been determined not to be Capital Assets pursuant to N.J.S.A. 40A:14-84 and 40A:14-85. Therefore, the election has been made to treat such Other Assets as Operating Appropriations: Current Operating Expenses, pursuant to N.J.S.A. 40A: 14-78.6.

Preparer's Signature:			
Name:	Joseph J Marcucci Jr		
Title:	PUBLIC ACCOUNTANT		
Address:	2277 HIGHWAY #33 Suite #408 HAMILTON, NJ 08690		
Phone Number:	609-807-2200	Fax Number:	609-981-7373
E-mail address:	MARCUCCIJR@HOTMAIL.COM		

# 2019 APPROVAL CERTIFICATION

## CITY OF LAMBERTVILLE #1


(Fire District Name and Number)

### FIRE DISTRICT BUDGET

**FISCAL YEAR: January 1, 2019 to December 31, 2019**

It is hereby certified that the Fire District Budget, including all schedules appended hereto, are a true copy of the Annual Budget approved by resolution by the Board of Commissioners of the Fire District, at an open public meeting held pursuant to N.J.A.C. 5:31-2.4, on the 27th day of November, 2018.

It is further certified that the recorded vote appearing in the resolution represents not less than a majority of the full membership of the Board of Commissioners thereof.

Officer's Signature:			
Name:	ALADAR KOMJATHY		
Title:	CHAIRMAN		
Address:	PO BOX 174 LAMBERTVILLE, NJ 08530		
Phone Number:	609-397-2084	Fax Number:	609-397-4665
E-mail address:	AGK@KOMJATHYKEAN.COM		

# FIRE DISTRICT INTERNET WEBSITE CERTIFICATION

**Fire District's Web Address:** CITYOFLAMBERTVILLEFIREDEPARTMENT.COM

All fire districts shall maintain either an Internet website or a webpage on the municipality's Internet website. The purpose of the website or webpage shall be to provide increased public access to the Fire District's operations and activities. N.J.S.A. 40A:14-70.2 requires the following items to be included on the Fire District's website at a minimum for public disclosure. Check the boxes below to certify the Fire District's compliance with N.J.S.A. 40A:14-70.2.

- A description of the Fire District's mission and responsibilities
- Commencing with 2013, the budgets for the current fiscal year and immediately two prior years
- The most recent Comprehensive Annual Financial Report (Unaudited) or similar financial information
- Commencing with 2012, the annual audits of the most recent fiscal year and immediately two prior years
- The Fire District's rules, regulations and official policy statements deemed relevant by the commissioners to the interests of the residents within the district
- Notice posted pursuant to the "Open Public Meetings Act" for each meeting of the commissioners, setting forth the time, date, location and agenda of each meeting
- Beginning January 1, 2013, the approved minutes of each meeting of the commissioners including all resolutions of the commissioners and their committees; for at least three consecutive fiscal years
- The name, mailing address, electronic mail address and phone number of every person who exercises day-to-day supervision or management over some or all of the operations of the Fire District
- A list of attorneys, advisors, consultants and any other person, firm, business, partnership, corporation or other organization which received any remuneration of \$17,500 or more during the preceding fiscal year for any service whatsoever rendered to the Fire District, but shall not include volunteers receiving benefits under a Length of Service Award Program (LOSAP).

It is hereby certified by the below authorized representative of the Fire District that the Fire District's website or webpage as identified above complies with the minimum statutory requirements of N.J.S.A. 40A:14-70.2 as listed above. A check in each of the above boxes signifies compliance.

Name of Officer Certifying compliance

ALADAR KOMJATHY

Title of Officer Certifying compliance

CHAIRMAN

Signature



**2019 FIRE DISTRICT BUDGET RESOLUTION**  
**CITY OF LAMBERTVILLE #1**  
 (Fire District Name and Number)

**FISCAL YEAR: January 1, 2019 to December 31, 2019**

WHEREAS, the Annual Budget for the City of Lambertville Fire District No. 1 (the "Fire District") for the fiscal year beginning January 1, 2019 and ending December 31, 2019 has been presented before the Board of Commissioners of the Fire District at its open public meeting of November 27<sup>th</sup>, 2018; and

WHEREAS, the budget as introduced is in compliance with the Property Tax Levy Cap Law (N.J.S.A. 40A:4-45.44 et. seq.); and

WHEREAS, the Annual Budget as introduced reflects Total Revenues of \$648,616, which includes an amount to be raised by taxation of \$646,698, and Total Appropriations of \$648,616; and


WHEREAS, the amount to be raised by taxation to support the district budget shall be the amount to be certified to the assessor of the municipality to be assessed against the taxable property in the district, pursuant to N.J.S.A. 40A:14-79. Such amount shall be equal to the amount of the total appropriations set forth in the budget minus the total amount surplus and miscellaneous revenues set forth in the budget; and

WHEREAS, in calculating the amount to be raised by taxation, the Fire District has taken into account the assessed valuation of taxable property in the Fire District;

NOW, THEREFORE BE IT RESOLVED, by the Board of Commissioners of the Fire District, at an open public meeting held on December 6<sup>th</sup>, 2018 that the Annual Budget, including all related schedules, of the Fire District for the fiscal year beginning January 1, 2019 and ending December 31, 2019 is hereby approved; and

BE IT FURTHER RESOLVED, that the anticipated revenues as reflected in the Annual Budget are of sufficient amount to meet all proposed expenditures/expenses and all covenants, terms and provisions as stipulated in the Fire District's outstanding debt obligations, capital lease arrangements, service contracts, and other pledged agreements; and

BE IT FURTHER RESOLVED, that the Board of Commissioners of the Fire District will consider the Annual Budget for adoption on January 15<sup>th</sup>, 2019.

  
 (Secretary's Signature)

12-6-18  
 (Date)

Board of Commissioners Recorded Vote

Member	Aye	Nay	Abstain	Absent
Komjathy	✓			
McManus Keyes	✓			
Lechner	✓			
Ludwig	✓			

**2019 FIRE DISTRICT BUDGET**

**Narrative and Information Section**

# 2019 FIRE DISTRICT BUDGET MESSAGE & ANALYSIS

## CITY OF LAMBERTVILLE #1

(Fire District Name and Number)

**FISCAL YEAR: January 1, 2019 to December 31, 2019**

*Answer all questions below. Attach additional pages and schedules as needed.*

1. Complete a brief statement on the 2019 proposed Annual Budget and make comparison to the 2017 adopted budget. Explain any variances over +/-10% for each line item. Explanations of variances should include a description of the reason for the increase/decrease in the budgeted line item, not just an indication of the amount and percent of the change. Attach any supporting documentation that will help to explain the reason for the increase/decrease in the budgeted line item. See attached
2. Complete a brief statement on the impact the proposed Annual Budget will have on the Amount to be Raised by Taxation to support the district budget and on the Restricted and Unrestricted Fund Balance(s). Explain increases or decreases in the tax rate and utilization of fund balances. If Unrestricted Fund Balance is reduced by more than 10%, explain the projected impact on the following year's budget. See attached
3. Include a statement explaining how the Fire District is complying with the Property Tax Levy Cap. The statement must explain reasons for exceeding the Levy Cap and identify the appropriations that caused the Fire District to exceed the Levy Cap, and how they are being addressed by a referendum. The district is in compliance with the levy cap law requirements.
4. If the Fire District plans to pass a Resolution for the Release of Restricted Fund Balance, explain the reason and purposes of the appropriation. N/A
5. Complete a brief statement on the Annual Budget's proposed capital appropriations and payment methods, including debt service for the proposed budget year and for future years. Debt service payments will continue according to schedules.
6. If the proposed Annual Budget contains an amount for a Cash Deficit of the Preceding Year pursuant to N.J.S.A. 40A:14-78.6, then explain the reasons for the occurrence of the deficit. N/A
7. Does the Annual Budget appropriate such sums as it may deem necessary for the purchase of first aid, ambulance, rescue, or other emergency vehicles, equipment, supplies and materials for use by a duly incorporated association, pursuant to N.J.S.A. 40A:14-85.1? If so, provide the organization's incorporated name and amounts. N/A

8. Complete the following based on the municipal assessor's latest information pursuant to N.J.S.A. 54:4-35:

Total Assessed Valuation of District	\$772,615,382
Proposed Tax Rate per \$100 of Assessed Valuation	\$.083

9. Is the Fire District providing for a first year funding appropriation to establish a length of service award program (LOSAP) in this year's budget subject to public referendum thereof? N/A

No		Yes		If yes, how much is appropriated?	\$
----	--	-----	--	-----------------------------------	----

If the public question is defeated, is the Board of Commissioners aware that the budget must be amended to delete the LOSAP appropriation amount and that the Amount to be Raised by Taxation to Support the Budget must be reduced by a like amount?

No		Yes	
----	--	-----	--

CITY OF LAMBERTVILLE FIRE DISTRICT #1  
2019 BUDGET  
ATTACHMENT

PAGE N-1

1. The 2019 operating budget is 5.5% less than the 2018 budget. The major increase is for paid per diem part time firefighters which are necessary due to the lack of volunteer response to fire calls. \$81,383 has been budgeted to insure 24 hour coverage to meet response to all emergency calls. Fringe benefit and payroll taxes have increased due to the salary increase. Attached please find the pension liability report which has the City of Lambertville listed in Hudson County (PFRS) and at the end of the report not associated with any county (PERS). Capital funds are budgeted to make the lease payments on a new truck purchased in 2015.

2. The amount to be raised by taxation is increasing by 2.2%. This increase is within the levy cap limit and the budget will not require a referendum question. The unrestricted fund balance will not be utilized to support the budget. The tax rate will be \$.0837 per hundred of assessed valuation.

PAGE N-3

8. EQUIPMENT LIST

CHIEFS TRUCK	CHEVY K2500 2009	FIRE CHIEF
FIRE TRUCK	PIERCE 2012	MOTOR POOL
FIRE TRUCK	PIERCE 2014	MOTOR POOL
FIRE TRUCK	PIERCE 2015	MOTOR POOL
TRAILER	EAGLE AIR	MOTOR POOL
FIRE TRUCK	SQUIRT 1991	MOTOR POOL
GATOR/TRAILER	POLARIS 2017	MOTOR POOL

# FIRE DISTRICT CONTACT INFORMATION 2019

Please complete the following information regarding this Fire District. All information requested below must be completed.

<b>Name of Fire District:</b>	CITY OF LAMBERTVILLE #1		
Address:	PO BOX 174		
City, State, Zip:	LAMBERTVILLE	NJ	08530
Phone: (ext.)	609-397-3868	Fax:	609-397-3169

<b>Preparer's Name:</b>	Joseph J Marcucci Jr		
Preparer's Address:	2277 RT#33 STE #408		
City, State, Zip:	HAMILTON	NJ	08690
Phone: (ext.)	609-807-2200	Fax:	609-971-7373
E-mail:	MARCUCCIJR@HOTMAIL.COM		

<b>Chairman:</b>	ALADAR KOMJATHY		
Phone: (ext.)	609-577-3372	Fax:	609-697-3169
E-mail:	AGK@KOMJATHYKEAN.COM		

<b>Secretary/Treasurer:</b>	ERIN MCMANUS KEYES		
Phone: (ext.)	609-516-1985	Fax:	
E-mail:	ERIN@HUNTERDONBUCKSREALTY.COM		

<b>Name of Auditor:</b>	JACKIE DEPIETTO		
Name of Firm:	DEPIETTO & DEPIETTO LLC		
Address:	88 PADDOCK WAY		
City, State, Zip:	HOLLAND	PA	18966
Phone: (ext.)	215-579-2916	Fax:	215-701-1854
E-mail:	JACKIE@DEPIETTO.COM		

# FIRE DISTRICT INFORMATIONAL QUESTIONNAIRE

## CITY OF LAMBERTVILLE #1

(Fire District Name and Number)

**FISCAL YEAR: January 1, 2019 to December 31, 2019**

Answer all questions below completely and attach additional information as required.

- 1) Provide the number of regular voting members of the governing body: 5
- 2) Provide the number of alternate voting members of the governing body: 0
- 3) Did any current or former commissioner or officer have a family or business relationship with any other current or former commissioner or officer during the current fiscal year? NO *If "yes," attach a description of the relationship including the names of the individuals involved and their positions at the Fire District.*
- 4) Did all individuals that were required to file a Financial Disclosure Statement for the current fiscal year because of their relationship with the Fire District file the form as required? YES *If "no," provide a list of those individuals who failed to file a Financial Disclosure Statement and an explanation as to the reason for their failure to file.*
- 5) Does the Fire District have any amounts receivable from current or former commissioners, officers, or employees? NO *If "yes," attach a list of those individuals, their position, the amount receivable, and a description of the amount due to the Fire District.*
- 6) Was the Fire District a party to a business transaction with one of the following parties:
  - a. A current or former commissioner, officer, or employee? NO
  - b. A family member of a current or former commissioner, officer, or employee? NO
  - c. An entity of which a current or former commissioner, officer, or employee (or family member thereof) was an officer or direct or indirect owner? NO*If the answer to any of the above is "yes," attach a description of the transaction including the name of the commissioner, officer, or employee (or family member thereof) of the Fire District; the name of the entity and relationship to the individual or family member; the amount paid; and whether the transaction was subject to a competitive bid process.*
- 7) Did the Fire District provide any of the following to or for a commissioner, officer, or any other employee of the Fire District:
  - a. First class or charter travel NO
  - b. Travel for companions NO
  - c. Tax indemnification and gross-up payments NO
  - d. Discretionary spending account NO
  - e. Housing allowance or residence for personal use NO
  - f. Payments for business use of personal residence NO
  - g. Vehicle/auto allowance or vehicle for personal use NO
  - h. Health or social club dues or initiation fees NO
  - i. Personal services (i.e.: maid, chauffeur, chef) NO
  - j. *If the answer to any of the above is "yes," attach a description of the transaction including the name and position of the individual and the amount expended.*

**FIRE DISTRICT INFORMATIONAL QUESTIONNAIRE  
(CONTINUED)  
CITY OF LAMBERTVILLE #1  
(Fire District Name and Number)**

**FISCAL YEAR: January 1, 2019 to December 31, 2019**

- 8) Attach a list of the Fire District's vehicles including make, model and year, and indicate to whom the vehicles are assigned and their positions. If a vehicle is not assigned to a specific individual and is available to all authorized District personnel, indicate "motor pool." SEE ATTACHED
- 9) Did the Fire District make any payments to current or former commissioners or employees for severance or termination? NO *If "yes," attach explanation including amount paid.*
- 10) Did the Fire District make any payments to current or former commissioners or employees that were contingent upon the performance of the Fire District or that were considered discretionary bonuses? NO *If "yes," attach explanation including amount paid.*
- 11) Does the Fire District contract with another entity (i.e.: volunteer fire company, neighboring municipality, etc.) to provide fire protection or EMS services within the Fire District? NO
- 12) If the answer to #11 above is "yes," did the Fire District execute a written agreement with the entity that details the services that the entity will provide and the amount to be paid by the Fire District to the entity for the services provided? \_\_\_\_\_ *If "yes," attach a copy of the agreement. If "no," attach a description of the arrangement for services with the entity including the services provided and the basis for the amount paid by the Fire District to the entity. Also explain why the Fire District does not have a formal written agreement with the entity.*
- 13) Does the Fire District have a Length of Service Award Program (LOSAP) plan? NO *If "yes," indicate a) the year it was implemented; b) the total number of volunteer members presently eligible to participate; c) the total number of volunteer members presently vested; d) whether the annual contribution for each vested member is fixed or based on an automatic increase; e) the total LOSAP budgeted for the current year; and f) whether the Fire District has required the Plan Contractor to submit its annual financial statement to the Director of the Division of Local Government Services pursuant to N.J.A.C. 5:30-14.49.*

**FIRE DISTRICT SCHEDULE OF COMMISSIONERS AND OFFICERS**  
**CITY OF LAMBERTVILLE #1**  
(Fire District Name and Number)

**FISCAL YEAR: January 1, 2019 to December 31, 2019**

*Complete the attached table for all persons required to be listed per #1-2 below.*

- 1) List all of the Fire District's current commissioners and officers and amount of compensation from the Fire District and any other public entities as defined below. Enter zero if no compensation was paid.
- 2) List all of the Fire District's former commissioners and officers who received more than \$10,000 in reportable compensation from the Fire District and any other public entities during the most recent fiscal year completed.

**Commissioner:** A member of the governing body of the Fire District with voting rights. Include alternates for purposes of this schedule.

**Officer:** A person elected or appointed to manage the Fire District's daily operations at any time during the year, such as the chairperson, vice-chairperson, secretary, or treasurer. For the purposes of this schedule, treat the Fire District's top management official and top financial official as officers, if applicable. A member of the governing body may be both a commissioner and an officer for the purposes of this schedule.

**Compensation:** All forms of cash and non-cash payments or benefits provided in exchange for services, including salaries and wages, bonuses, severance payments, deferred payments, retirement benefits, fringe benefits, and other financial arrangements or transactions such as personal vehicles, meals, housing, personal and family education benefits, below-market loans, payment of personal or family travel, entertainment, and personal use of the Fire District's property. Compensation includes payments and other benefits provided to both employees and independent contractors in exchange for services.

**Reportable compensation:** The aggregate compensation that is reported (or is required to be reported) on Form W-2, box 1 or 5, whichever amount is greater, and/or Form 1099-MISC, box 7, for the calendar year 2016.

**Other Public Entity:** Any municipality, county, local authority, fire district, or other government unit, regardless of whether it is related in any way to the Fire District either by function or by physical location.

Fire District Schedule of Commissioners and Officers (Continued)

CITY OF LAMBERTVILLE #1  
HUNTERDON

Name	Title	Average Hours per Week Dedicated to Position	Position	Reportable Compensation from Fire District (W-2/ 1099)			Estimated amount of other compensation from the Fire District (health benefits, pension, etc.)	Names of Other Public Entities where Individual Positions held is an Employee or Member of the Governing Body	Average Hours per Week Dedicated to Positions at Other Public Entities Listed in Column N	Estimated amount of other compensation from Other Public Entities (health benefits, pension, etc.)	Total Compensation All Public Entities
				Commissioner	Former Officer	Retired					
1 KOMIATHY	PRES		X				STATE OF NJ			\$ 26,000	
2 LECHNER	COMIM		X								
3 KEYES	TREASURER		X								
4 LUDWIG	COMIM		X								
5											
6											
7											
8											
9											
10											
11											
12											
13											
14											
15											
Total:										\$ 26,000	

Enter the total number of employees/ independent contractors who received more than \$100,000 in total reportable compensation for the most recent fiscal year completed: 0

# Schedule of Health Benefits - Detailed Cost Analysis

CITY OF LAMBERTVILLE #1  
HUNTERDON

	# of Covered Members (Medical & Rx) Proposed Budget		Annual Cost Estimate per Employee Proposed Budget		# of Covered Members Current Year		Annual Cost per Employee Current Year		Total Current Year Cost	\$ Increase (Decrease)	% Increase (Decrease)
	Budget	Proposed	Budget	Proposed	Current Year	Current Year	Current Year	Current Year			
<b>Active Employees - Health Benefits - Annual Cost</b>											
Single Coverage	1	\$ 11,200	\$ 11,200	\$ 11,200	1	\$ 11,116	\$ 11,116	\$ 84			0.8%
Parent & Child											#DIV/0!
Employee & Spouse (or Partner)	1	32,000	32,000	(7,398)	1	31,744	31,744	256			0.8%
Family											-14.0%
Employee Cost Sharing Contribution (enter as negative - )	2		35,802		2		(8,600)	1,202			4.5%
Subtotal							34,260	1,542			
<b>Commissioners - Health Benefits - Annual Cost</b>											
Single Coverage											#DIV/0!
Parent & Child											#DIV/0!
Employee & Spouse (or Partner)											#DIV/0!
Family											#DIV/0!
Employee Cost Sharing Contribution (enter as negative - )	0				0						#DIV/0!
Subtotal											#DIV/0!
<b>Retirees - Health Benefits - Annual Cost</b>											
Single Coverage											#DIV/0!
Parent & Child											#DIV/0!
Employee & Spouse (or Partner)											#DIV/0!
Family											#DIV/0!
Employee Cost Sharing Contribution (enter as negative - )	0				0						#DIV/0!
Subtotal											#DIV/0!
<b>GRAND TOTAL</b>	<b>2</b>	<b>\$ 35,802</b>	<b>\$ 35,802</b>	<b>\$ 35,802</b>	<b>2</b>	<b>\$ 34,260</b>	<b>\$ 1,542</b>	<b>\$ 1,542</b>			<b>4.5%</b>

Is medical coverage provided by the SHBP (Yes or No)?  
 Is prescription drug coverage provided by the SHBP (Yes or No)?

YES  
YES



**2019 FIRE DISTRICT BUDGET**

**Financial Schedules Section**

**Instructions:**

Input requested information in highlighted boxes only. Information input into yellow boxes will automatically fill throughout the rest of the workbook. Please round to the nearest whole dollar. No pennies.

The Levy Cap worksheets simplify data entry by having the user enter most data on support pages and some from this sheet. By filling in the highlighted cells on this page, each worksheet will reflect the information and automatically calculate the formulas on each individual worksheet.

Enter the name of the fire district and county below. This will populate the name of the fire district and the county throughout the workbook.

Name of Fire District: **CITY OF LAMBERTVILLE #1**  
County: **HUNTERDON**

**Levy Cap Calculation Summary**

2018 Adopted Budget - Amount to be Raised by Taxation	\$	632,743
Cap Bank Available from 2016 (See Levy Cap Certification)		
Cap Bank Available from 2017 (See Levy Cap Certification)		
Cap Bank Available from 2018 (See Levy Cap Certification)		
Cap Bank Used from 2016		
Cap Bank Used from 2017		
Cap Bank Used from 2018		
Changes in Service Provider (+/-)		
DLGS Approved Adjustments		
Cancelled or Unexpended Referendum Amount (Enter as a positive number)		
Assessed Valuation of District for adopted budget		772,615,382
New Ratables - Increase in Valuations (New Construction and Additions)		1,566,500
Adopted Fire District Tax Rate (three decimals) per \$100		\$0.083
Projected Tax Rate based upon Proposed Levy		0.083533084

### CERTIFICATION OF NEW CONSTRUCTION/IMPROVEMENTS/ PARTIAL ASSESSMENTS

(N.J.S.A. 40A:4-45.44 et seq.)

Municipality: Lambertville City County: Hunterdon  
Fire District Code: FO1 Total Number of Fire Districts: 1

**File Form CNC-3 by October 25 of the Current Tax Year for All Fire Districts in the Municipality**

N.J.S.A. 40A:4-45.44 et seq. provides for a statutory exception to the budget cap imposed on fire districts. It uses, in part, the revenue generated by new construction and improvements in a fire district which were not reflected in the prior year's Tax List.


**ASSESSOR: ENTER DATA ON LINES 1 THROUGH 2C, SIGN AND DATE THE FORM, THEN IMMEDIATELY FORWARD FORM CNC-3 TO THE TAX COLLECTOR FOR COMPLETION. SEE REVERSE SIDE.**

1. For reference only: Provide the aggregate assessed value for the fire district as filed on the current Tax Year's January 10th Tax List. This is the fire district value as of October 1st of the pre-tax year before Added Assessments. \$ 771,048,882 (1)

2. Provide the total valuation (not prorated) of new construction and improvements from the Added Assessment List filed on October 1st of the current tax year (Line 2a) minus the total valuation of any Added Assessment tax appeal reductions from the prior tax year (Line 2b) for the adjusted total valuation of new construction and improvements (Line 2c). Do not include Omitted Added Assessments, prior year Added Assessments, Omitted Assessments, or property transferred from the Exempt List to the Tax Assessment List, or any land, whether subdivided or not on Line 2a. \$ 1,566,500 (2a)

- \$ Not Available (2b)

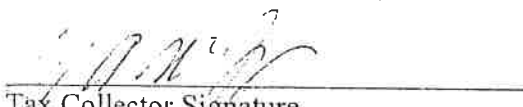
= \$ 772,615,382 (2c)

 11/29/18  
Assessor Signature Date

**TAX COLLECTOR**

3. Provide the Fire District Tax Rate from the current tax year (expressed as a decimal, \$ per hundred). 0.083 (3)

4. Amount of permitted revenue increase = \$ 1300.20 (4)  
Line 2c \* Line 3  
(N.J.S.A. 40A:4-45.45)

 11/29/18  
Tax Collector Signature Date



**State of New Jersey**  
 Department of Community Affairs  
 Division of Local Government Services  
 Bureau of Authority Regulation  
 Fire District Levy Cap Certification for Fiscal Year 2019

Fire District: Lambertville City Fire District No. 1

Municipality: Lambertville

County: Hunterdon

FD-Code: 1017-01

---

**2018 Levy Cap Calculation Summary**

---

Maximum Allowable Amount to be Raised by Taxation: **\$632,743**

Amount to be Raised by Taxation: **\$632,743**

Active	By Calendar Year	Allowable	Applied In	Used From	Expired	Available
	2018	\$0	\$69	\$0	\$0	\$0
	2017	\$0	\$43,767	\$0	\$0	\$0
	2016	\$43,836	\$0	\$43,836	\$0	\$0
<b>Levy Cap Bank Totals</b>		<b>\$43,835</b>	<b>\$43,836</b>	<b>\$43,836</b>	<b>\$0</b>	<b>(\$1)</b>

Expired	By Calendar Year	Allowable	Applied In	Used From	Expired	Available
	2015	\$0	\$9	\$0	\$0	\$0
	2014	\$0	\$0	\$0	\$0	\$0
	2013	\$9	\$0	\$9	\$0	\$0
	2012	\$0	\$0	\$0	\$0	\$0
<b>Levy Cap Bank Totals</b>		<b>\$9</b>	<b>\$9</b>	<b>\$9</b>	<b>\$0</b>	<b>\$0</b>



PPRS Local Employer Billing File  
For FY 2019

Location	Location Name	County	NORMA COST	ACCURD LIABILITY	TOTAL PENSION	PREMIUM	NCGI	TOTAL PENSION & NCGI	CHAPTER 19, P.L. 2009 ACCRUED LIABILITIES			ERI ACCRUED LIABILITY CONTRIBUTION RECENT LEGISLATION			TOTAL CONTRIBUTION
									PRINCIPAL	INTEREST	TOTAL	PRINCIPAL	INTEREST	TOTAL	
45201	GLASSBORO BOROUGH	Gloucester	373,705	771,700	1,145,405	45,227	1,190,632	1,190,632							1,190,632
45202	GLASSBORO BOROUGH	Gloucester	35,775	73,875	109,650	4,330	113,980	113,980							113,980
70869	GLoucester COUNTY	Gloucester	956,935	1,951,006	2,907,941	115,349	3,023,290	3,023,290							3,023,290
70863	GLoucester COUNTY	Gloucester	332,529	687,498	1,020,027	40,293	1,060,320	1,060,320							1,060,320
45000	GREENWICH TOWNSHIP (GLOUCESTER)	Gloucester	126,326	260,863	387,189	15,289	402,478	402,478							402,478
69000	HARRISON TOWNSHIP (GLOUCESTER)	Gloucester	133,414	275,501	408,915	16,146	425,061	425,061							425,061
57000	LOGAN TOWNSHIP	Gloucester	105,188	341,113	506,301	19,592	525,893	525,893							525,893
68400	MANITUA TOWNSHIP	Gloucester	227,998	170,811	398,809	27,315	426,124	426,124							426,124
45100	MONROE TOWNSHIP (GLOUCESTER)	Gloucester	389,232	1,216,866	1,606,098	71,314	1,677,412	1,677,412							1,677,412
69000	NATIONAL PARK BOROUGH	Gloucester	35,710	72,709	107,919	0	107,919	107,919							107,919
74700	NEWFIELD BOROUGH	Gloucester	135,013	245,402	380,505	15,723	396,228	396,228							396,228
41200	PIEDMONT BOROUGH	Gloucester	120,202	248,402	368,604	14,558	383,162	383,162							383,162
72600	HUMAN BOROUGH	Gloucester	29,031	59,950	88,981	3,514	92,495	92,495							92,495
49400	SOUTH HARRISON TOWNSHIP	Gloucester	589,995	1,218,340	1,808,335	71,404	1,879,739	1,879,739							1,879,739
78700	WASHINGTON TWP (GLOUCESTER)	Gloucester	143,914	315,556	459,470	17,417	476,887	476,887							476,887
73900	WINDHAM BOROUGH	Gloucester	48,445	79,734	127,879	5,462	133,341	133,341							133,341
47900	WEST DEPTFORD TOWNSHIP	Gloucester	360,921	745,301	1,106,222	43,680	1,149,902	1,149,902							1,149,902
22700	WESTVILLE BOROUGH	Gloucester	75,896	156,726	232,622	9,185	241,807	241,807							241,807
24000	WOODBURY CITY	Gloucester	238,647	492,805	731,452	28,882	760,334	760,334							760,334
61000	WOODBURY HEIGHTS BOROUGH	Gloucester	55,595	114,804	170,399	6,728	177,127	177,127							177,127
74200	WOOLWICH TOWNSHIP	Gloucester	152,324	314,961	467,485	18,459	485,944	485,944							485,944
20300	BAYONNE CITY	Gloucester	3,703,003	7,772,249	11,474,252	455,313	11,929,565	11,929,565							11,929,565
34700	EAST NEWARK BOROUGH	Hudson	53,295	101,055	154,348	6,846	161,194	161,194							161,194
25600	GUTTENBERG TOWN	Hudson	181,355	317,279	498,634	23,885	522,519	522,519							522,519
31800	HARRISON TOWN (HUDSON)	Hudson	1,295,726	2,625,673	3,921,400	177,199	4,098,599	4,098,599							4,098,599
23301	HOBOKEN CITY	Hudson	1,184,981	2,466,593	3,651,574	156,815	3,808,389	3,808,389							3,808,389
70900	HUDSON COUNTY	Hudson	3,776,911	7,799,315	11,576,226	457,099	12,033,325	12,033,325							12,033,325
38101	JERSEY CITY	Hudson	6,722,522	13,888,199	20,616,451	81,359	21,418,810	21,418,810							21,418,810
70900	HUDSON COUNTY	Hudson	8,098,566	16,723,324	24,822,693	980,126	25,802,819	25,802,819							25,802,819
38102	JERSEY CITY FIRE DEPT.	Hudson	5,594,634	11,553,324	17,148,138	677,113	17,825,251	17,825,251							17,825,251
31900	KEARNY TOWN	Hudson	1,828,919	3,776,715	5,605,634	221,344	5,826,978	5,826,978							5,826,978
86102	LAMBERTVILLE CITY FIRE DIST 1	Hudson	3,703	7,647	11,350	448	11,798	11,798							11,798
23701	NORTH BERGEN TOWNSHIP	Hudson	996,769	2,058,327	3,055,096	120,634	3,175,730	3,175,730							3,175,730
79000	NORTH BERGEN TOWNSHIP	Hudson	2,550,280	5,266,324	7,816,604	308,647	8,125,251	8,125,251							8,125,251
24600	SECAUCON TOWN	Hudson	606,988	1,243,429	1,850,417	73,460	1,923,877	1,923,877							1,923,877
22400	UNION CITY	Hudson	1,689,502	3,488,712	5,178,162	204,465	5,382,627	5,382,627							5,382,627
23000	WEEHAWKEN TOWNSHIP	Hudson	1,060,902	2,190,761	3,251,665	59,498	3,311,163	3,311,163							3,311,163
64500	CLINTON TOWN	Hunterdon	95,373	181,219	276,592	10,435	287,027	287,027							287,027
64800	DELAWARE TOWNSHIP	Hunterdon	218,245	432,335	640,580	25,557	666,137	666,137							666,137
65300	FLEMINGTON BOROUGH	Hunterdon	103,200	214,595	317,890	12,377	330,267	330,267							330,267
65500	FRENCHTOWN BOROUGH	Hunterdon	20,613	75,083	124,595	5,489	130,084	130,084							130,084
67100	HOLLAND TOWNSHIP	Hunterdon	56,140	84,771	140,911	7,791	148,702	148,702							148,702
71003	HUNTERDON COUNTY	Hunterdon	151,954	313,795	465,739	18,300	484,039	484,039							484,039
67700	LAMBERTVILLE CITY	Hunterdon	152,408	273,970	426,378	17,691	444,069	444,069							444,069
54300	LUDAN TOWNSHIP	Hunterdon	58,014	119,800	177,814	7,021	184,835	184,835							184,835
61200	RAITAN TOWNSHIP	Hunterdon	78,267	128,259	206,526	8,855	215,381	215,381							215,381
72400	READING TOWNSHIP	Hunterdon	296,912	613,123	910,035	35,034	945,069	945,069							945,069
73300	TEWKESBURY TOWNSHIP	Hunterdon	234,117	440,972	675,089	27,548	702,637	702,637							702,637
50800	EAST WINDSOR TOWNSHIP	Hunterdon	55,147	84,096	139,243	6,123	145,366	145,366							145,366
43100	EWING TOWNSHIP	Mercer	799,373	1,639,705	2,439,078	96,243	2,535,321	2,535,321							2,535,321
33900	HAMILTON TOWNSHIP (MERCER)	Mercer	1,740,433	3,398,085	5,138,518	210,635	5,349,153	5,349,153							5,349,153
74400	HAMILTON TWP FIRE DISTRICT 2	Mercer	159,707	329,795	489,502	19,329	508,831	508,831							508,831
66200	HAMILTON TWP FIRE DISTRICT 4	Mercer	126,387	166,710	293,097	13,551	306,648	306,648							306,648
66300	HAMILTON TWP FIRE DISTRICT 5	Mercer	84,786	175,084	259,870	10,261	270,131	270,131							270,131
66400	HAMILTON TWP FIRE DISTRICT 7	Mercer	135,364	279,526	414,890	16,382	431,272	431,272							431,272
66500	HAMILTON TWP FIRE DISTRICT 8	Mercer	46,742	96,523	143,265	5,657	148,922	148,922							148,922
74500	HAMILTON TWP FIRE DISTRICT 9	Mercer	145,912	203,515	349,427	15,849	365,276	365,276							365,276
24100	HIGHTSTOWN BOROUGH	Mercer	99,309	203,073	304,382	12,019	316,401	316,401							316,401
67200	HOPEWELL TOWNSHIP (MERCER)	Mercer	295,476	544,383	839,859	34,542	874,401	874,401							874,401
77500	HOPEWELL TWP FIRE DISTRICT 1	Mercer	76,151	167,953	244,104	9,216	253,320	253,320							253,320
22900	LAWRENCE TOWNSHIP (MERCER)	Mercer	561,647	1,159,800	1,721,447	67,973	1,789,420	1,789,420							1,789,420
71100	MERCER COUNTY	Mercer	490,841	1,013,586	1,504,427	59,484	1,563,911	1,563,911							1,563,911
69800	PENNINGTON BOROUGH	Mercer	27,104	55,369	83,073	3,643	86,716	86,716							86,716
86001	PRINCETON	Mercer	535,622	1,106,959	1,642,581	64,820	1,707,401	1,707,401							1,707,401
73700	ROBINSVILLE TOWNSHIP	Mercer	363,878	722,359	1,086,437	43,504	1,129,941	1,129,941							1,129,941

2405

11/9/18  
Lambertville

# 2019 Budget Summary

## CITY OF LAMBERTVILLE #1 HUNTERDON

	<u>2019 Proposed Budget</u>	<u>2018 Adopted Budget</u>	<u>\$ Increase (Decrease) Proposed vs. Adopted</u>	<u>% Increase (Decrease) Proposed vs. Adopted</u>
<b>REVENUES AND FUND BALANCE UTILIZED</b>				
Total Fund Balance Utilized	\$ -	\$ 45,000	\$ (45,000)	-100.0%
Total Miscellaneous Anticipated Revenues	-	-	-	#DIV/0!
Total Sale of Assets	-	-	-	#DIV/0!
Total Interest on Investments & Deposits	500	2,400	(1,900)	-79.2%
Total Other Revenue	-	-	-	#DIV/0!
Total Operating Grant Revenue	1,418	6,418	(5,000)	-77.9%
Total Revenues Offset with Appropriations	-	-	-	#DIV/0!
Total Revenues and Fund Balance Utilized	1,918	53,818	(51,900)	-96.4%
Amount to be Raised by Taxation to Support Budget	646,698	632,743	13,955	2.2%
Total Anticipated Revenues	648,616	686,561	(37,945)	-5.5%
<b>APPROPRIATIONS</b>				
Total Administration	96,150	88,900	7,250	8.2%
Total Cost of Operations & Maintenance	526,950	572,145	(45,195)	-7.9%
Total Appropriations Offset with Revenue	-	-	-	#DIV/0!
Total Appropriated for Duly Incorporated First Aid/Rescue Squad	-	-	-	#DIV/0!
Total Deferred Charges	-	-	-	#DIV/0!
Cash Deficit, Preceding Year (N.J.S.A. 40A:14-78.6)	-	-	-	#DIV/0!
Length of Service Award Program (LOSAP) Contribution (P.L.1997,c.388)	-	-	-	#DIV/0!
Total Capital Appropriations	-	-	-	#DIV/0!
Total Principal Payments on Debt Service	21,045	20,474	571	2.8%
Total Interest Payments on Debt	4,471	5,042	(571)	-11.3%
Total Appropriations	648,616	686,561	(37,945)	-5.5%
<b>ANTICIPATED SURPLUS (DEFICIT)</b>	<u>\$ -</u>	<u>\$ -</u>	<u>\$ -</u>	#DIV/0!

# 2019 Revenue Schedule

## CITY OF LAMBERTVILLE #1 HUNTERDON

	2019 Proposed Budget	2018 Adopted Budget	\$ Increase (Decrease) Proposed vs. Adopted	% Increase (Decrease) Proposed vs. Adopted
<i>Fund Balance Utilized</i>				
Unrestricted Fund Balance	\$ -	\$ 45,000	\$ (45,000)	-100.0%
Restricted Fund Balance	-	-	-	#DIV/0!
Total Fund Balance Utilized	-	45,000	(45,000)	-100.0%
<i>Miscellaneous Anticipated Revenues</i>				
Shared Services (N.J.S.A. 40A:65-1 et seq.)			-	#DIV/0!
Joint Purchasing Agreements (N.J.S.A. 40A:10 & 11)			-	#DIV/0!
Emergency Assistance (N.J.S.A. 40A:14-26)			-	#DIV/0!
Municipal Assistance (N.J.S.A. 40A:14-34)			-	#DIV/0!
Municipal Assistance - Adjoin (N.J.S.A. 40A:14-35)			-	#DIV/0!
Contracts - Volunteer Fire Co (N.J.S.A. 40A:14-68)			-	#DIV/0!
Leases - Local Municipality (N.J.S.A. 40A:14-83)			-	#DIV/0!
Rental Income			-	#DIV/0!
Total Miscellaneous Anticipated Revenues	-	-	-	#DIV/0!
<i>Sale of Assets (List Individually)</i>				
Asset #1			-	#DIV/0!
Asset #2			-	#DIV/0!
Asset #3			-	#DIV/0!
Asset #4			-	#DIV/0!
Total Sale of Assets	-	-	-	#DIV/0!
<i>Interest on Investments &amp; Deposits (List Accounts Separately)</i>				
BANK	500	2,400	(1,900)	-79.2%
Investment Account #2			-	#DIV/0!
Investment Account #3			-	#DIV/0!
Investment Account #4			-	#DIV/0!
Total Interest on Investments & Deposits	500	2,400	(1,900)	-79.2%
<i>Other Revenue (List in Detail)</i>				
Other Revenue #1			-	#DIV/0!
Other Revenue #2			-	#DIV/0!
Other Revenue #3			-	#DIV/0!
Other Revenue #4			-	#DIV/0!
Total Other Revenue	-	-	-	#DIV/0!
<i>Operating Grant Revenue (List in Detail)</i>				
Supplemental Fire Service Act (P.L.1985,c.295)	1,418	1,418	-	0.0%
LAMBERTVILLE MUA CONTRACT		5,000	(5,000)	-100.0%
Other Grant #2			-	#DIV/0!
Other Grant #3			-	#DIV/0!
Other Grant #4			-	#DIV/0!
Other Grant #5			-	#DIV/0!
Total Operating Grant Revenue	1,418	6,418	(5,000)	-77.9%
<i>Revenues Offset with Appropriations</i>				
<u>Uniform Fire Safety Act (P.L.1983,c.383)</u>				
Reserves Utilized			-	#DIV/0!
Annual Registration Fees			-	#DIV/0!
Penalties and Fines			-	#DIV/0!
Other Revenues			-	#DIV/0!
Total Uniform Fire Safety Act	-	-	-	#DIV/0!
<u>Other Revenues Offset with Appropriations (List)</u>				
Other Offset Revenues #1			-	#DIV/0!
Other Offset Revenues #2			-	#DIV/0!
Other Offset Revenues #3			-	#DIV/0!
Other Offset Revenues #4			-	#DIV/0!
Total Other Revenues Offset with Appropriations	-	-	-	#DIV/0!
Total Revenues Offset with Appropriations	-	-	-	#DIV/0!
<b>TOTAL REVENUES AND FUND BALANCE UTILIZED</b>	<b>\$ 1,918</b>	<b>\$ 53,818</b>	<b>\$ (51,900)</b>	<b>-96.4%</b>

# 2019 Appropriations Schedule

## CITY OF LAMBERTVILLE #1 HUNTERDON

	2019 Proposed Budget	2018 Adopted Budget	\$ Increase (Decrease) Proposed vs. Adopted	% Increase (Decrease) Proposed vs. Adopted
<i>Administration - Personnel</i>				
Salary & Wages (excluding Commissioners)	\$ 13,750	\$ 13,750	\$ -	0.0%
Commissioners			-	#DIV/0!
Fringe Benefits			-	#DIV/0!
Total Administration - Personnel	13,750	13,750	-	0.0%
<i>Administration - Other (List)</i>				
ADVERTISING & ELECTION	1,900	1,900	-	0.0%
INSURANCE & PROFESSIONAL SERVICES	75,000	67,750	7,250	10.7%
OFFICE EXPENSES	5,500	5,500	-	0.0%
Contingent Expenses			-	#DIV/0!
Other Assets, Non-Bondable #1			-	#DIV/0!
Other Assets, Non-Bondable #2			-	#DIV/0!
Other Assets, Non-Bondable #3			-	#DIV/0!
Total Administration - Other	82,400	75,150	7,250	9.6%
Total Administration	96,150	88,900	7,250	8.2%
<i>Cost of Operations &amp; Maintenance - Personnel</i>				
Salary & Wages	243,323	154,355	88,968	57.6%
Fringe Benefits	121,722	134,494	(12,772)	-9.5%
Total Operations & Maintenance - Personnel	365,045	288,849	76,196	26.4%
<i>Cost of Operations &amp; Maintenance - Other (List)</i>				
RENT/REPAIRS/TELEPHONE/HYDRANT	125,641	159,185	(33,544)	-21.1%
FIRE PREVENTION/TRAINING/COMPUTERS/DUES/EMS	18,764	55,750	(36,986)	-66.3%
MATERIALS/SUPPLIES/GEAR/SCBA/RADIOS	17,500	68,361	(50,861)	-74.4%
Contingent Expenses			-	#DIV/0!
Other Assets, Non-Bondable #1			-	#DIV/0!
Other Assets, Non-Bondable #2			-	#DIV/0!
Other Assets, Non-Bondable #3			-	#DIV/0!
Total Operations & Maintenance - Other	161,905	283,296	(121,391)	-42.8%
Total Operations & Maintenance	526,950	572,145	(45,195)	-7.9%
<i>Appropriations Offset with Revenue - Personnel</i>				
Salary & Wages	-		-	#DIV/0!
Fringe Benefits	-		-	#DIV/0!
Total Appropriations Offset with Revenue - Personnel	-	-	-	#DIV/0!
<i>Appropriations Offset with Revenue - Other (List)</i>				
Other Expense #1			-	#DIV/0!
Other Expense #2			-	#DIV/0!
Other Expense #3			-	#DIV/0!
Contingent Expenses			-	#DIV/0!
Other Assets, Non-Bondable #1			-	#DIV/0!
Other Assets, Non-Bondable #2			-	#DIV/0!
Other Assets, Non-Bondable #3			-	#DIV/0!
Total Appropriations Offset with Revenue - Other	-	-	-	#DIV/0!
Total Appropriations Offset with Revenue	-	-	-	#DIV/0!
<i>Duly Incorporated First Aid/Rescue Squad Associations</i>				
Vehicles			-	#DIV/0!
Equipment			-	#DIV/0!
Materials & Supplies			-	#DIV/0!
Total Duly Incorporated First Aid/Rescue Squad Associations	-	-	-	#DIV/0!
<i>Emergency Appropriations &amp; Deferred Charges (List)</i>				
Emergency Appropriation #1			-	#DIV/0!
Emergency Appropriation #2			-	#DIV/0!
Emergency Appropriation #3			-	#DIV/0!
Deferred Charge #1 (cite statute)			-	#DIV/0!
Deferred Charge #2 (cite statute)			-	#DIV/0!
Declared State of Emergency (N.J.S.A. 40A:4-45.45 10b)			-	#DIV/0!
Total Deferred Charges	-	-	-	#DIV/0!
Cash Deficit, Preceding Year (N.J.S.A. 40A:14-78.6)			-	#DIV/0!
Length of Service Award Program (LOSAP) Contribution (N.J.S.A. 40A:14-78.6)			-	#DIV/0!
Total Capital Appropriations			-	#DIV/0!
Total Principal Payments on Debt Service	21,045	20,474	571	2.8%
Total Interest Payments on Debt	4,471	5,042	(571)	-11.3%
<b>TOTAL APPROPRIATIONS</b>	<b>\$ 648,616</b>	<b>\$ 686,561</b>	<b>\$ (37,945)</b>	<b>-5.5%</b>

# 2019 Schedule of Salaries and Benefits

CITY OF LAMBERTVILLE #1  
HUNTERDON

Administrative Positions Excluding Commissioners (List Individually)	Number of Staff	Annual Wages	2019 Proposed Budget Salary & Wages	PERS Contribution	PERS Contribution	PFRS Contribution	Employee Group Health Insurance	Other Fringe Benefits	2019 Proposed Budget Fringe Benefits
SECRETARY	1	\$ 13,750	\$ 13,750						\$
Position #2									
Position #3									
Position #4									
Position #5									
Position #6									
Position #7									
Position #8									
Total Administration			\$ 13,750	\$ -	\$ -	\$ -	\$ -	\$ -	\$ -

Operation & Maintenance Positions (List Individually)	Number of Staff	Annual Wages	2019 Proposed Budget Salary & Wages	PERS Contribution	PERS Contribution	PFRS Contribution	Employee Group Health Insurance	Other Fringe Benefits	2019 Proposed Budget Fringe Benefits
CHIEF	1	\$ 67,000	\$ 67,000						\$
FIREFIGHTER	1	41,655	41,655						
FIREFIGHTER	1	40,035	40,035						
COLA	1	3,250	3,250						
PER DIEM FIREMEN (PART TIME POSITIONS)	1	81,383	81,383						
OVERTIME	1	10,000	10,000						
FRINGE BENEFITS	1			6,926		11,798	35,802	67,196	121,722
Position #8									
Position #9									
Position #10									
Position #11									
Position #12									
Position #13									
Position #14									
Total Operation & Maintenance			\$ 243,323	\$ 6,926	\$ 11,798	\$ 35,802	\$ 67,196	\$ 121,722	

Salary Offset by Revenue Positions (List Individually)	Number of Staff	Annual Wages	2019 Proposed Budget Salary & Wages	PERS Contribution	PERS Contribution	PFRS Contribution	Employee Group Health Insurance	Other Fringe Benefits	2019 Proposed Budget Fringe Benefits
Position #1									\$
Position #2									
Position #3									
Position #4									
Position #5									
Position #6									
Position #7									
Position #8									
Total Offset by Revenue			\$ -	\$ -	\$ -	\$ -	\$ -	\$ -	\$ -
Total Administration, Operations & Offset by Revenue			\$ 257,073	\$ 6,926	\$ 11,798	\$ 35,802	\$ 67,196	\$ 121,722	

# 2019 Proposed Capital Budget

CITY OF LAMBERTVILLE #1  
HUNTERDON

## CAPITAL IMPROVEMENTS (N.J.S.A. 40A:14-84)

List Project Separately	Asset Type	Date of Local Finance Board Approval		Affirmative Vote Percentage	2019 Proposed Budget	2018 Adopted Budget
		Approval	Date of Voter Approval			
Capital Improvement #1		NONE				
Capital Improvement #2						
Capital Improvement #3						
Capital Improvement #4						
Capital Improvement #5						
Capital Improvement #6						
Capital Improvement #7						
Total Capital Improvements					-	-

## DOWN PAYMENTS (N.J.S.A. 40A:14-85)

List Project Separately	Asset Type	Date of Local Finance Board Approval		Affirmative Vote Percentage	2019 Proposed Budget	2018 Adopted Budget
		Approval	Date of Voter Approval			
Capital Improvement #1		NONE				
Capital Improvement #2						
Capital Improvement #3						
Capital Improvement #4						
Capital Improvement #5						
Capital Improvement #6						
Capital Improvement #7						
Total Down Payments					-	-
Total Capital Improvements & Down Payments					-	-
<b>RESERVE FOR FUTURE CAPITAL OUTLAYS</b>						
<b>TOTAL CAPITAL APPROPRIATIONS</b>					\$ -	\$ -

Capital Appropriations Offset with Restricted Fund  
 Capital Appropriations Offset with Grants  
 Capital Appropriations Offset with Unrestricted Fund

\$ -	\$ -
\$ -	\$ -
\$ -	\$ -

# Debt Service Schedule - Principal

CITY OF LAMBERTVILLE #1  
HUNTERDON

	Date of Voter Approval	% of Voter Approval	Date of Local Finance Board Approval	Current Year (2018)	2019	2020	2021	2022	2023	2024	Thereafter	Total Principal Outstanding
<i>General Obligation Bonds</i>												
General Obligation Bond #1												\$ -
General Obligation Bond #2												-
General Obligation Bond #3												-
General Obligation Bond #4												-
Total Principal - General Obligation Bonds												
<i>Bond Anticipation Notes</i>												
BAN #1												-
BAN #2												-
BAN #3												-
BAN #4												-
Total Principal - BANS												
<i>Capital Leases</i>												
FIRE TRUCK	05/19/15	60%	08/13/15	20,474	21,045	21,632	22,236	22,856	23,493	24,148	24,823	160,233
Capital Lease #2												-
Capital Lease #3												-
Capital Lease #4												-
Total Principal - Capital Leases												
<i>Intergovernmental Loans</i>												
Intergovernmental #1												-
Intergovernmental #2												-
Intergovernmental #3												-
Intergovernmental #4												-
Total Principal - Intergovernmental Loans												
<i>Other Bonds or Notes Payable</i>												
Other Bonds or Notes #1												-
Other Bonds or Notes #2												-
Other Bonds or Notes #3												-
Other Bonds or Notes #4												-
Total Principal - Other Bonds or Notes												
<b>TOTAL PRINCIPAL ALL OBLIGATIONS</b>												
				\$ 20,474	\$ 21,045	\$ 21,632	\$ 22,236	\$ 22,856	\$ 23,493	\$ 24,148	\$ 24,823	\$ 160,233

Enter each debt issuance separately according to type of debt obligation above. Enter the principal due for each year indicated and thereafter until maturity.


Capital Appropriations Offset with Restricted Fund  
 Capital Appropriations Offset with Grants  
 Capital Appropriations Offset with Unrestricted Fund

# Debt Service Schedule - Interest

CITY OF LAMBERTVILLE #1  
HUNTERDON

	Current Year (2018)	2019	2020	2021	2022	2023	2024	Thereafter	Total Interest Payments Outstanding
<i>General Obligation Bonds</i>									
General Obligation Bond #1									\$ -
General Obligation Bond #2									-
General Obligation Bond #3									-
General Obligation Bond #4									-
<b>Total Interest - General Obligation Bonds</b>									-
<i>Bond Anticipation Notes</i>									
BAN #1									-
BAN #2									-
BAN #3									-
BAN #4									-
<b>Total Interest Payments - BANs</b>									-
<i>Capital Leases</i>									
FIRE TRUCK	5,042	4,471	3,884	3,280	2,659	2,022	1,366	693	18,375
Capital Lease #2									-
Capital Lease #3									-
Capital Lease #4									-
<b>Total Interest Payments - Capital Leases</b>	5,042	4,471	3,884	3,280	2,659	2,022	1,366	693	18,375
<i>Intergovernmental Loans</i>									
Intergovernmental #1									-
Intergovernmental #2									-
Intergovernmental #3									-
Intergovernmental #4									-
<b>Total Interest Payments - Intergovernmental</b>									-
<i>Other Bonds or Notes Payable</i>									
Other Bonds or Notes #1									-
Other Bonds or Notes #2									-
Other Bonds or Notes #3									-
Other Bonds or Notes #4									-
<b>Total Interest Payments - Other Bonds or Notes</b>									-
<b>TOTAL INTEREST ALL OBLIGATIONS</b>	\$ 5,042	\$ 4,471	\$ 3,884	\$ 3,280	\$ 2,659	\$ 2,022	\$ 1,366	\$ 693	\$ 18,375

Enter each debt issuance separately according to type of debt obligation on the "Debt Service - Principal" tab. The debt issuance description will carry to this schedule from data entered on that worksheet. Enter the interest payment due for each year indicated and thereafter until maturity.


Capital Appropriations Offset with Restricted Fund  
 Capital Appropriations Offset with Grants  
 Capital Appropriations Offset with Unrestricted Fund

# 2019 Fund Balance Reconciliation

## CITY OF LAMBERTVILLE #1 HUNTERDON

### UNRESTRICTED FUND BALANCE

Beginning balance January 1, 2018 (1)	\$	308,906
Less: Utilized in 2018 Adopted Budget		45,000
Proposed balance available		263,906
Estimated results of operations for the year ending December 31, 2018		
Anticipated balance December 31, 2018		263,906
Less: Fund Balance utilized in 2019 Proposed Budget		
Plus: Accrued Unfunded Pension Liability (1)		
Plus: Accrued Unfunded Other Post-Employment Benefit Liability (1)		
Proposed balance after utilization in 2019 Proposed Budget	\$	263,906

### RESTRICTED FUND BALANCE

Beginning balance January 1, 2018 (1)	\$	-
Less: Utilized in 2018 Adopted Budget		-
Proposed balance available		-
Estimated results of operations for the year ending December 31, 2018		
Anticipated balance December 31, 2018		-
Less: Restricted Fund Balance used in 2019 Proposed Budget for Capital Purposes		
Less: Restricted Fund Balance released via Referendum Resolution		-
Proposed balance after utilization in 2019 Proposed Budget	\$	-

(1) This line item must agree to audited financial statements.

# 2019 Referendums

## CITY OF LAMBERTVILLE #1 HUNTERDON

Summary of Referendum Line Items	2019 Proposed Budget Amount Requested	2018 Final Budget
NONE		
<b>Total Referendum Line Items</b>	\$ -	\$ -

Tax Levy Requested minus Maximum Allowable Levy \$ 0  
 As this page is adjusted this amount changes, should = \$0  
 (For Reference Purposes Only - from Levy Cap Summary based on  
 Information provided by the district- see instructions.)

Summary of Release of Restricted Fund Balance Referendum Line Items	2019 Proposed Budget Amount Requested	2018 Final Budget
NONE		
<b>Total Release of Restricted Fund Balance</b>	\$ -	\$ -

# 2019 Levy Cap Summary

## CITY OF LAMBERTVILLE #1 HUNTERDON

### LEVY CAP CALCULATION

Prior Year Amount to be Raised by Taxation for Fire District Purposes	\$	632,743
Changes in Service Provider (+/-)		-
DLGS Approved Adjustments		-
Net Prior Year Tax Levy for Municipal Purposes for Cap Calculation		632,743
Plus: 2% Cap Increase		12,655
<b>ADJUSTED TAX LEVY PRIOR TO EXCLUSIONS</b>		<b>645,398</b>

#### Exclusions

Shared Service Exclusion		-
Change in Total Debt Service Appropriation		-
Allowable Pension Increases		-
Allowable Increase in Health Care Costs		-
Changes in LOSAP Contributions (+/-)		-
Extraordinary Costs due to a "Declared" Emergency		-
Net Capital Improvement Fund and/or Down Payment on Improvements and Reserve for Future Capital Outlays		-
Total Exclusions		-
Less: Cancelled or Unexpended Referendum Amounts		-
Increase in Ratable Valuation (New Construction/Additions)	\$	1,566,500
Prior Year Local Fire District Tax Rate (3 decimals/\$100)		\$0.083
		1,300

### ADJUSTED TAX LEVY

Amount Utilized from Levy Cap Bank from 2016		-
Amount Utilized from Levy Cap Bank from 2017		-
Amount Utilized from Levy Cap Bank from 2018		-
Maximum Tax Levy Before Referendum		646,698
Amount Proposed for Levy Cap Referendum		-
<b>MAXIMUM ALLOWABLE AMOUNT TO BE RAISED BY TAXATION</b>		<b>\$ 646,698</b>

### CAP BANK CALCULATION

Amount to be Raised by Taxation	\$	646,698
Cap Bank Available from Prior Year (2016) for 2019 Budget		-
Cap Bank Available from Prior Year (2017) for 2019 Budget		-
Revised Cap Bank from Prior Year (2018) Available for 2019 Budget		-
Cap Bank Available from Prior Year (2018) for 2019 Budget		-
Revised Cap Bank from Prior Year (2018) Available for 2020 Budget		-
Cap Bank from Current Year (2019) Available for 2020 Budget		0
Cap Bank Available from 2019 for 2020 Budget		0



# 2019 Levy Cap Exclusion Calculations

## CITY OF LAMBERTVILLE #1 HUNTERDON

### PENSION CONTRIBUTION CALCULATION

2019 Proposed Budget PERS Contribution Appropriated	\$	6,926
2019 Proposed Budget PFRS Contribution Appropriated		11,798
Anticipated Revenues for Fringe Benefits Directly Offsetting Pension Costs		-
Net 2019 Base Amount		18,724
2018 Adopted Budget PERS Contribution		6,559
2018 Adopted Budget PFRS Contribution		21,675
Realized Revenues for Fringe Benefits Directly Offsetting Pension Costs		-
Net 2018 Base Amount		28,234
<b>Pension Contribution Exclusion</b>	\$	-

### LOSAP CALCULATION

2019 Proposed Budget LOSAP Appropriation	\$	-
2018 Adopted Budget LOSAP Appropriation		-
<b>LOSAP Exclusion (+/-)</b>	\$	-

### DEBT SERVICE CALCULATION

2019 Proposed Budget Total Debt Service Appropriation	\$	25,516
2019 Proposed Budget Debt Service Appropriation Offset from Restricted Fund		-
2019 Proposed Budget Debt Service Appropriation Offset from Grant Revenue		-
2019 Proposed Budget Debt Service Appropriation Offset from Unrestricted Fund		-
2019 Base Amount		25,516
2018 Adopted Budget Total Debt Service Appropriation		25,516
2018 Adopted Budget Capital Appropriation Offset from Restricted Fund		-
2018 Adopted Budget Capital Appropriation Offset from Grant Fund		-
2018 Adopted Budget Capital Appropriation Offset from Unrestricted Fund		-
2018 Base Amount		25,516
<b>Debt Service Exclusion</b>	\$	-

### CAPITAL APPROPRIATION CALCULATION

2019 Proposed Budget Total Capital Appropriation	\$	-
2019 Proposed Budget Capital Appropriation Offset from Restricted Fund		-
2019 Proposed Budget Capital Appropriation Offset from Grant Revenue		-
2019 Proposed Budget Capital Appropriation Offset from Unrestricted Fund		-
2019 Base Amount		-
2018 Adopted Budget Total Capital Appropriation		-
2018 Adopted Budget Capital Appropriation Offset from Restricted Fund		-
2018 Adopted Budget Capital Appropriation Offset from Grant Revenue		-
2018 Adopted Budget Capital Appropriation Offset from Unrestricted Fund		-
2018 Base Amount		-
<b>Capital Expenditure Exclusion</b>	\$	-

### HEALTH INSURANCE EXCLUSION CALCULATION

SFY 2019		<b>0.0%</b>
2019 Proposed Budget Administration Health Insurance Appropriation	\$	-
2019 Proposed Budget Operations & Maintenance Health Insurance Appropriation		35,802
2019 Proposed Budget Group Health Insurance		35,802
2018 Adopted Budget Administration Health Insurance Appropriation		-
2018 Adopted Budget Operations & Maintenance Health Insurance Appropriation		46,600
2018 Adopted Budget Group Health Insurance		46,600
Net Increase (Decrease)		(10,798)
Net Increase Divided by 2018 Amount Budgeted = % Increase		0.00%
SFY 2019 State Health Average 0% Less 2% = % Increase Added to Current Levy		0.00%
% Increase less % Increase Exclusion = % Increase Inside Cap		0.00%
% Increase Inside Cap * 2018 Expended = Added Amount Inside Cap	\$	-
% Increase Exclusion * 2018 Expended = 2019 Appropriation Added to Levy	\$	-
Amount Above the Levy Exclusion (Actual Increase - State Health Benefit Average)	\$	-
2019 Increase in Appropriation	\$	-